

**ILB150F, ILB150S, ILB300C, ILB300F, ILB300S,  
ILB450C, ILB450F, ILB450S, ILB600C, ILB600F, ILB600S,  
ILB800C, ILB800F, ILB800S, ILB900C, ILB900F, ILB900S.**

## Single Row Lightbars

CoolDrive are pleased to announce the introduction of the Ignite Single Row LED Lightbars.

The Ignite Signal Row LED Lightbars come in a variety of sizes, 6 in total that allow fitment into a variety of applications from off-road to all types of commercial vehicles. There are also a variety of beam patterns available from Spot Beam, Spread Beam and a Combo Beam that has combined Spot and Spread Beam patterns all in the one unit.

Completely engineered and manufactured to provide you with a powerful lighting performance in a compact and lightweight housing, which is made from a high quality aluminium extrusion construction that is anodised in Black. Behind the polycarbonate lens, are new generation 10 Watt CREE LED's that provide a superior light output with each LED emitting 900 Lumens. Further to this, they provide low current draw and a lifespan of + 50,000 hours operation.

With an IP68 Rating, it allows the Ignite Single Row Lightbars to be able withstand some of the harshest environments with protection against dust, moisture and against long periods of immersion under pressure in water.

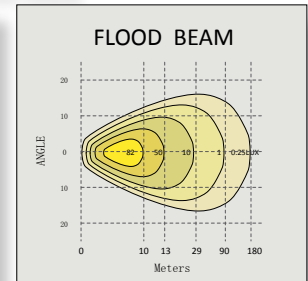
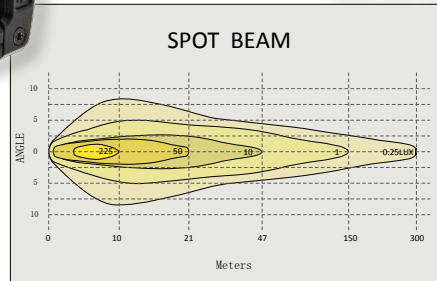
All of the Ignite Single Row LED Lightbars are 9 – 36 Volt DC Multivolt and are supplied with 2 Pin Deutsch Plug and Sockets connectors on 500mm long pre-wired leads. They are also supplied with multiple Stainless Steel Single Bolt mount brackets that fit into the cross slider bracket assembly. This slider assembly on the Lightbars allows the brackets to be fitted anywhere along the bars length and also provides the user the ability to adjust the Lightbar at different angles making installation simple and very adaptable to all types of different applications.



ILB150F Flood Beam Shown



NP0125S-BEAM-5000K

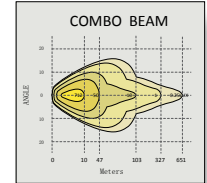
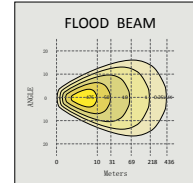
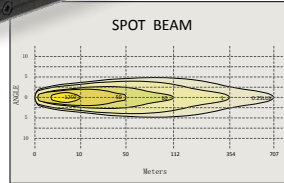


Part No.	ILB150F	ILB150S
Beam Pattern	Spread (Flood)	Pencil (Spot)
Description	4 LED Single Row Lightbar	
Input Voltage	9 - 36 Volt	
LED's	4 x 10 Watt High Intensity new generation CREE LED's	
Wattage	40 Watt	
Luminous Flux	3,600 Lumens	
Kelvin Rating	6,000k	
LED Lifespan	50,000 Hours	
Housing	Black anodised Extruded Aluminium	
Mounting	2 x Stainless Steel Single Bolt Mount (6mm Thread)	
Lens	PMMA	
Connection	500mm Long pre-wired lead with 2 Pin Deutsch Plug and Socket	
Weight	860grams	
IP Rating	IP68	
Dimensions	Width: 190mm Height: 83mm Depth: 60mm	
Warranty	5 Years	

# IGNITE New Product Bulletin 18 2014



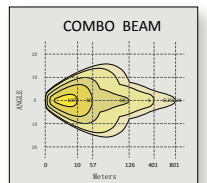
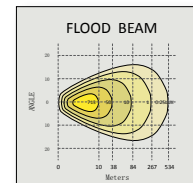
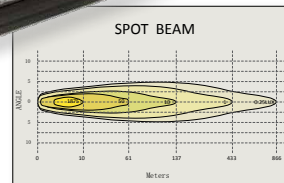
ILB300S Spot Beam Shown



Part No.	ILB300C	ILB300F	ILB300S
Beam Pattern	Combo (Flood & Spot)	Spread (Flood)	Pencil (Spot)
Description	8 LED Single Row Lightbar		
Input Voltage	9 - 36 Volt		
LED's	8 x 10 Watt High Intensity new generation CREE LED's		
Wattage	80 Watt		
Luminous Flux	7,200 Lumens		
Kelvin Rating	6,000k		
LED Lifespan	50,000 Hours		
Mounting	3 x Stainless Steel Single Bolt Mount (6mm Thread)		
Lens	PMMA		
Connection	500mm Long pre-wired lead with 2 Pin Deutsch Plug and Socket		
Weight	1.51kg		
IP Rating	IP68		
Dimensions	Width: 350mm Height: 83mm Depth: 60mm		
Warranty	5 Years		



ILB450C Combo  
(Flood & Spot) Shown



Part No.	ILB450C	ILB450F	ILB450S
Beam Pattern	Combo (Flood & Spot)	Spread (Flood)	Pencil (Spot)
Description	12 LED Single Row Lightbar		
Input Voltage	9 - 36 Volt		
LED's	12 x 10 Watt High Intensity new generation CREE LED's		
Wattage	120 Watt		
Luminous Flux	10,800 Lumens		
Kelvin Rating	6,000k		
LED Lifespan	50,000 Hours		
Housing	Black anodised Extruded Aluminium		
Mounting	4 x Stainless Steel Single Bolt Mount (6mm Thread)		
Lens	PMMA		
Connection	500mm Long pre-wired lead with 2 Pin Deutsch Plug and Socket		
Weight	2.14kg		
IP Rating	IP68		
Dimensions	Width: 510mm Height: 83mm Depth: 60mm		
Warranty	5 Years		



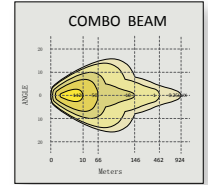
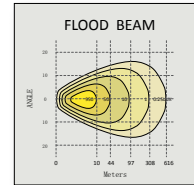
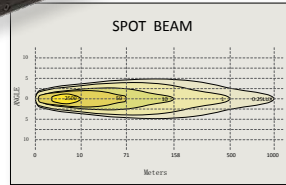
email [sales@cooldrive.com.au](mailto:sales@cooldrive.com.au) web: [www.cooldrive.com.au](http://www.cooldrive.com.au)

# IGNITE

## New Product Bulletin 18 2014



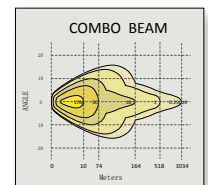
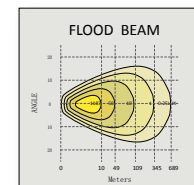
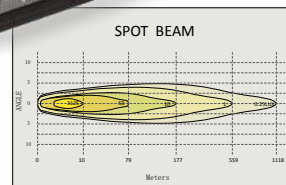
ILB600S Spot Beam Shown



Part No.	ILB600C	ILB600F	ILB600S
Beam Pattern	Combo (Flood & Spot)	Spread (Flood)	Pencil (Spot)
Description	16 LED Single Row Lightbar		
Input Voltage	9 - 36 Volt		
LED's	16 x 10 Watt High Intensity new generation CREE LED's		
Wattage	160 Watt		
Luminous Flux	14,400 Lumens		
Kelvin Rating	6,000k		
LED Lifespan	50,000 Hours		
Housing	Black anodised Extruded Aluminium		
Mounting	5 x Stainless Steel Single Bolt Mount (6mm Thread)		
Lens	PMMA		
Connection	500mm Long pre-wired lead with 2 Pin Deutsch Plug and Socket		
Weight	2.78kg		
IP Rating	IP68		
Dimensions	Width: 670mm Height: 83mm Depth: 60mm		
Warranty	5 Years		



ILB800C Combo (Flood & Spot) Shown



Part No.	ILB800C	ILB800F	ILB800S
Beam Pattern	Combo (Flood & Spot)	Spread (Flood)	Pencil (Spot)
Description	20 LED Single Row Lightbar		
Input Voltage	9 - 36 Volt		
LED's	20 x 10 Watt High Intensity new generation CREE LED's		
Wattage	200 Watt		
Luminous Flux	18,000 Lumens		
Kelvin Rating	6,000k		
LED Lifespan	50,000 Hours		
Housing	Black anodised Extruded Aluminium		
Mounting	6 x Stainless Steel Single Bolt Mount (6mm Thread)		
Lens	PMMA		
Connection	500mm Long pre-wired lead with 2 Pin Deutsch Plug and Socket		
Weight	3.5kg		
IP Rating	IP68		
Dimensions	Width: 830mm Height: 83mm Depth: 60mm		
Warranty	5 Years		



email [sales@cooldrive.com.au](mailto:sales@cooldrive.com.au) web: [www.cooldrive.com.au](http://www.cooldrive.com.au)

**ILB150F, ILB150S, ILB300C, ILB300F, ILB300S,  
ILB450C, ILB450F, ILB450S, ILB600C, ILB600F, ILB600S,  
ILB800C, ILB800F, ILB800S, ILB900C, ILB900F, ILB900S.**

## Single Row Lightbars

CoolDrive are pleased to announce the introduction of the Ignite Single Row LED Lightbars.

The Ignite Signal Row LED Lightbars come in a variety of sizes, 6 in total that allow fitment into a variety of applications from off-road to all types of commercial vehicles. There are also a variety of beam patterns available from Spot Beam, Spread Beam and a Combo Beam that has combined Spot and Spread Beam patterns all in the one unit.

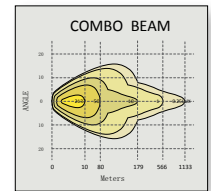
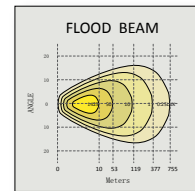
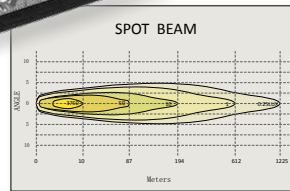
Completely engineered and manufactured to provide you with a powerful lighting performance in a compact and lightweight housing, which is made from a high quality aluminium extrusion construction that is anodised in Black. Behind the polycarbonate lens, are new generation 10 Watt CREE LED's that provide a superior light output with each LED emitting 900 Lumens. Further to this, they provide low current draw and a lifespan of + 50,000 hours operation.

With an IP68 Rating, it allows the Ignite Single Row Lightbars to be able withstand some of the harshest environments with protection against dust, moisture and against long periods of immersion under pressure in water.

All of the Ignite Single Row LED Lightbars are 9 – 36 Volt DC Multivolt and are supplied with 2 Pin Deutsch Plug and Sockets connectors on 500mm long pre-wired leads. They are also supplied with multiple Stainless Steel Single Bolt mount brackets that fit into the cross slider bracket assembly. This slider assembly on the Lightbars allows the brackets to be fitted anywhere along the bars length and also provides the user the ability to adjust the Lightbar at different angles making installation simple and very adaptable to all types of different applications.



*ILB900C Combo  
(Flood & Spot) Shown*



Part No.	ILB900C	ILB900F	ILB900S
Beam Pattern	Combo (Flood & Spot)	Spread (Flood)	Pencil (Spot)
Description	24 LED Single Row Lightbar		
Input Voltage	9 - 36 Volt		
LED's	24 x 10 Watt High Intensity new generation CREE LED's		
Wattage	240 Watt		
Luminous Flux	21,600 Lumens		
Kelvin Rating	6,000k		
LED Lifespan	50,000 Hours		
Housing	Black anodised Extruded Aluminium		
Mounting	7 x Stainless Steel Single Bolt Mount (6mm Thread)		
Lens	PMMA		
Connection	500mm Long pre-wired lead with 2 Pin Deutsch Plug and Socket		
Weight	4.15kg		
IP Rating	IP68		
Dimensions	Width: 990mm Height: 83mm Depth: 60mm		
Warranty	5 Years		